

Schematics



■ Vers.121+502+122

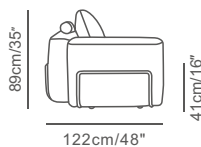


■ Vers.122+502+401



■ Vers.121+502+604+006+122

Schematics

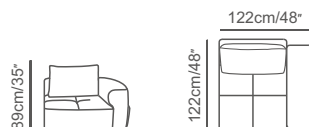


122cm/48"



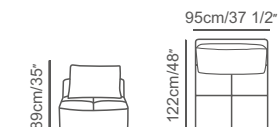
89cm/35"

1.5PL
121



89cm/35"

1.5PR
122



89cm/35"

1.5CB
502



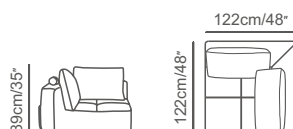
89cm/35"

AFL
405



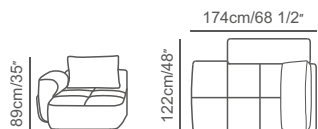
89cm/35"

AFR
406



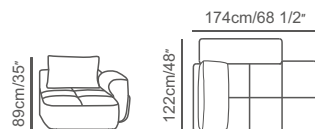
89cm/35"

CC
003



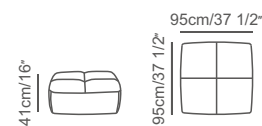
89cm/35"

CSAL
401



89cm/35"

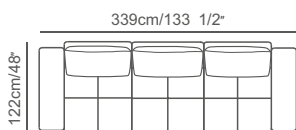
CSAR
402



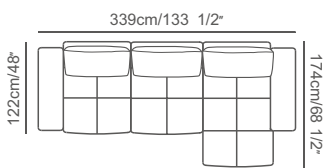
41cm/16"

OTT
600

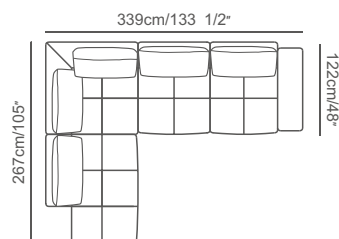
Composition Examples



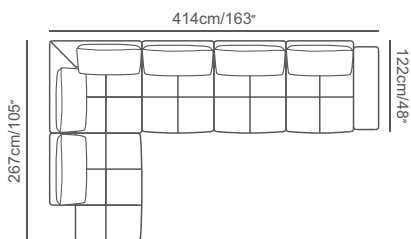
121+502+122



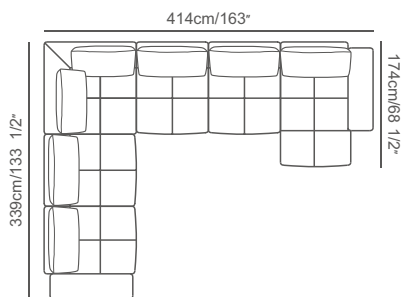
121+502+402



405+003+502+122



405+003+502+502+122



121+502+003+502+502+402